

# Company product

## Civil ship product

序号No.	类别 Type	型号 Model
1	拖轮 Tug	16 m 拖轮 16m Tug
		26 m 拖轮 26m Tug
		28 m 全回转拖轮 28m ASD Tug
		29 m 全回转拖轮 29m ASD Tug
		36 m全回转拖轮 36m ASD Tug
		40 t 全回转拖轮 40T ASD Tug
2	特种船舶Special vessel	C2650油/化学品船 Oil/Chemical Production Ship
		1200DWT供油船 bunkering tanker
		73m集装箱船 73m Container Ship
		3500T散货船 Bulk Carrier
3	挖泥船 Dredger	绞吸式挖泥船 Cutter Suction Dredger
		斗轮式挖泥船 Bucket - wheel Suction Dredger

## 五、公司产品 Company product

序号No.	类别 Type	型号 Model
4	执法艇 Enforcement Boat	长江30米级巡航救助船30M Cruise Salving Vessel in Yangtze River
		34 m 海事执法艇Maritime Enforcement Boat
		长江海事65米趸船 Maritime Barge in Yangtze River
5	多用途工作船 Multipurpose Vessel	26 m 工作艇 26M Workboat 630kw多用途工作船 Multipurpose Vessel
		500 HP 顶推船 500HP Push Boat
		40T扒杆起重船 40T Derrick Crane Boat
		37米潜水工作船 Diving support boat
		76m沿海车客渡船 Coastal ferry
6	玻璃钢游艇 FRP Yacht	Eco-craft 870型 North Sea 770型
		380 Aft Cabin crusier
		23米双体豪华游艇 Catamaran luxury yacht

# 民用船舶 Civil products

## 拖轮产品—26m全回转拖轮 Tug products -26M ASD Tug



### 主要技术参数

#### Main parameter

总长Loa: 25.78m

垂线长  
LBP: 21.26m

型宽M. B: 9.50m

型深M. D: 4.70m

吃水  
Draft: 3.50m

人员Crew: 10人

# 民用船舶 Civil products

拖轮产品—28m全回转拖轮

Tug products -28M ASD Tug



## 主要技术参数

### Main parameter

总长  
Loa: 28.00m

垂线长  
LBP: 22.94m

型宽  
M. B: 9.80m

型深  
M. D: 4.90m

吃水  
Draft: 4.00m

人员  
Crew: 12人



# 民用船舶 Civil products

## 拖轮产品—29m全回转拖轮 Tug products - 29M ASD Tug



### 主要技术参数

#### Main parameter

总长Loa: 29.36m

垂线长  
LBP: 22.94m

型宽M. B: 9.80m

型深M. D: 4.90m

吃水  
Draft: 4.00m

人员Crew: 12人

# 民用船舶 Civil products

## 拖轮产品—36m全回转拖轮 Tug products - 36M ASD Tug



### 主要技术参数

#### 主要技术参数

#### Main parameter

总长Loa: 36.20m

垂线长  
LBP: 31.25m

型宽M. B: 9.80m

型深M. D: 4.40m

吃水  
Draft: 3.20m

人员Crew: 14人

# 民用船舶 Civil products

## 拖轮产品—40t全回转拖轮 Tug products – 40T ASD Tug



### 主要技术参数

#### Main parameter

总长Loa:	29.05m
型宽M. B:	9.00m
垂线长 LBP :	23.39m
型深M. D:	4.70m
吃水 Draft:	3.75m
船员 Crew:	8人

# 民用船舶 Civil products

拖轮产品—3600hp全回转拖轮

Tug products – 3600 HP ASD Tug



## 主要技术参数

### Main parameter

总长Loa:	30.00m
型宽M. B:	9.60m
型深M. D:	4.60m
吃水Draft:	3.50/4.00m
船员Crew:	12人/person
航速Speed:	11节/knot
续航力 Endurance:	15天/day
系柱拉力 bollard pull:	40 MT ( 3200 PS)



# 民用船舶 Civil products

拖轮产品—4000hp全回转拖轮

Tug products – 4000HP ASD Tug



## 主要技术参数

### Main parameter

总长Loa:	29.36m
型宽M. B:	9.80m
型长M. L:	28.70m
型深M. D:	5.25m
吃水Draft:	4.35m
船员Crew:	10人

# 民用船舶 Civil products

拖轮产品—42T系柱拖力全回转拖轮

Tug products -42T Bollard pull ASD Tug



# 民用船舶 Civil products

## 特种船舶—C2650油/化学品船

Special ship – C2650 oil/ chemical tanker



### 主要技术参数

### Main parameter

总长LOA:	82.98m
型宽M. B:	12.5m
型深M. D:	6.3m
吃水Draft:	4.8m
功率Power:	2*746kw
船员Crew:	10人
航区 Navigation zone:	无限航区 Unlimited Navigation Areas
航速Speed:	11节/knot
载重量 deadweight:	2800t



# 民用船舶 Civil products

特种船舶—1200DWT 供油船

Special vessel – 1200DWT bunkering tanker



## 主要技术参数

### Main parameter

总长Loa:	60.00m
型宽M. B:	12.00m
型深M. D:	6.00m
吃水Draft:	4.20m
主机Main engine:	6EY26(YANMAR)
功率Power:	1*1920kw 750rpm
续航力 Endurance:	不小于15天 Not less than 15 days



## 特种船舶——3500T多用途散货船

Special purpose boat——3500T multi-purpose container / bulk carrier



### Holland 3,500 tons of bulk cargo ship Main parameter

Total length : 88.30 meters Length W.L: 84.44 meters  
Beam: 12.90 m, Deep : 7 meters.  
Draft fully loaded: 5.4 meters, Speed: 13.5.  
Host: Belgium ABC host, Power: 2208 kilowatts.  
Entry Level: BV Class Society.

### 主要技术参数

main technical  
parameter

总长LO/A:	88.30 m
型宽Molded breadth:	12.90m
垂线长LBP:	88.44m
型深Molded depth:	7.00 m
吃水Draft:	5.40 m
船级社 Class society:	BV

# 民用船舶 Civil products

多用途工作船—37米潜水支持船

Multipurpose ship - 37M diving support ship



## 主要技术参数 Main parameter

总长Loa:	60.00m
型宽M. B:	12.00m
型深M. D:	6.00m
吃水Draft:	4.20m
主机Main engine:	6EY26(YANMAR)
功率Power:	1*1920kw 750rpm
续航力 Endurance:	不小于15天 Not less than 15 days



# 民用船舶 Civil products

## 34M拖轮 - 34Mtug

该船为钢质全焊接结构，配有2台1520KW柴油发动机，双固定定距桨以及流线形舵，拖带航速达到8KN，航行于距岸边200海里的近海区域，入CCS中国船级社。



The vessel is to be all welded steel construction with twin 1520KW diesel engines, twin fixed pitch propellers inside fixed nozzles and streamline shape rudder. The sailing area is offshore area 200nautical miles from shore, towing speed 8knot. It will be classed to China CCS Class Society.

### 主要参数(Main parameter):

总 长 (length O.A)	34.0m	功 率 (engine power)	2×1520KW
垂线间长 (length B.P)	32.5m	船 员 (crew)	10人
型 宽 (molded breadth)	9.0m	航 区 (navigation area)	近海
型 深 (molded depth)	4.50m	航 速 (speed)	13.5KN
吃 水 (draft)	3.30m	拖 力 (pull)	42t



有限公司

ADHARA

1M  
0.8  
0.6  
0.4





# 民用船舶 Civil products

特种船舶—73米集装箱船

Special ship – 73 M container ship



## 主要技术参数Main parameter

总长Loa:	73.95m	功率Power:	2*220kw
型宽M. B:	13.0m	航区Navigation zone:	A级航区 A navigation zone
型深M. D:	4.5m	航速speed:	14km/h
吃水Draft:	3.5m	载货量cargo capacity:	2500t

# 民用船舶 Civil products

特种船舶—500T油驳

Special ship - 500T oil barge



## 主要技术参数Main parameter

总长Loa:	40.00m	吃水Draft:	
型宽M. B:	12.0m	旱季in dry season	1.00m
型深M. D:	2.10m	雨季in rain season	1.50m

# 民用船舶 Civil products

挖泥船—1600KW绞吸式挖泥船

Dredger - 1600KW cutter suction dredger



## 主要技术参数Main parameter

总长LOA:	44.83m	功率Power:	1600kw
型宽M. B:	8.60m	航区Navigation Zone:	沿海Coastal
型深M. D:	2.50m	排高Height :	5.0m
吃水Draft:	1.50m	排远Distance:	3000m
生产量Capacity:	400m <sup>3</sup> /h		

# 民用船舶 Civil products

挖泥船—200m<sup>3</sup>/h斗轮式挖泥船

Dredger - 200m<sup>3</sup>/h bucket-wheel dredger



主要技术参数Main parameter

总长LOA:	32.5m	功率Power:	400kw
型宽M. B:	8.40m	挖深Dredging depth:	8.0m
型深M. D:	1.55m	排高Height:	3.0m
吃水Draft:	0.86m	排远Distance:	1000m
生产量Capacity:	200m <sup>3</sup> /h	自持力Endurance:	14h



# 民用船舶 Civil products

## 挖泥船—斗轮式挖泥船

Dredger - bucket wheel dredger



主要技术参数Main parameter

总长 LOA	34.5m	轴功率 Shaft Power	200kw
型宽 M.B	8.112m	挖深 Dredging depth	12.0m
型深 M.D	2.4m	排高 Height	4.0m
吃水 Draft	1.5m	排远 Distance	1500m
吸泥管内径 suction pipe D	0.55m	自持力 Endurance	14h

# 民用船舶 Civil products

多用途工作船—350m<sup>3</sup>/h（整体）绞吸式挖泥船

Multipurpose ship - 350m<sup>3</sup>/h (integration) cutter suction dredger



最大船长 Max. L	~40 m	吃水 Draft	1.45 m
总宽 total width	7.96 m	排水量 Displacement	262t
型宽 M. B	7.80 m	主船体尺度 Main hull dimension	28 m×7.8 m×2.45 m
型深 M. D	2.45 m	最大挖泥深度Max. Dredging depth	14.0 m

# 民用船舶 Civil products

挖泥船—三桩定位挖泥船

Dredger - Three positioning dredger



三桩定位  
挖泥船

Three  
positioning  
dredger



# 民用船舶 Civil products

执法艇—长江30米级巡航救助船

30M Cruise Salving Vessel in Yangtze River



该船为单底、单甲板，主船体钢质、上层建筑铝合金的钢铝混合全焊接结构。配有两台373KW康明斯发动机，双高效5叶螺旋桨，航速34km/h。该船作为人命救助及日常巡航一体化高速船，具有夜间、雾天实施搜寻救助能力。内河B级航区和J2级航段。入CCS中国船级社。

The hull is made of steel, with single bottom, single deck and steel and superstructure of aluminium mixed welded construction. The boat is equipped with two engines of 373KW Cummins, twin propellers with 5 impellers, with the speed of 34km/h. The boat has the function of life salvage and daily cruise with the ability to search and rescue in night and foggy day. The navigation area for the boat is inland river B area and J2 area under the survey of CCS.



# 民用船舶 Civil products

## 执法艇—34米海事执法艇 34M Maritime Enforcement Boat



### 主要技术参数


#### Main parameter

总长LOA:	34.15m
型宽M. B:	5.2m
型深M. D:	2.3m
吃水Draft:	1.02m
航速Speed:	≥24km/h
航区 Navigaiton zone:	B级
续航力Endurance:	30h
功率Power:	2*203kw
排水量Displacement:	76t
船员/乘员 Crew/passenger:	5/25人

# 民用船舶 Civil products

执法艇—长江海事65米办公趸船

65M Maritime Barge in Yangtze River



## 主要技术参数Main parameter

总长LOA:	65m	型深M. D:	2m
型宽M. B:	11m	满载吃水Full-loaded draft:	0.75m



# 民用船舶 Civil products

客船—500客位客船

Passenger ship - 500 seat passenger ship



500客位客船

500 seat  
passenger  
ship



# 民用船舶 Civil products

客船—40客位住宿船

Passenger ship - 40 seat houseboat



40客位住宿船

40 seats  
houseboat

# 民用船舶 Civil products

多用途工作船—26米工作艇

Multipurpose ship - 26M work ship



主要技术参数

Main parameter

总长LOA: 27.15m

水线长  
Waterline length: 27.00m

型宽M. B: 11.50m

型深M. D: 3.40m

吃水Draft: 2.00m

船员Crew: 6人

# 民用船舶 Civil products

多用途工作船—630KW多用途工作船

Multi-purpose Workboat - 630KW Multi-purpose Workboat



## 主要技术参数

### Main parameter

总长LOA:	20.5m
型宽M. B:	9.0m
型深M. D:	2.5m
满载吃水Loaded draft:	1.45m
航速Speed:	7.5节
续航力 Endurance:	168h
系柱拉力 bollard pull:	6.0t
绞车拉力Pull:	30.0t
吊车能力Crane capacity:	10.8m/4.7t



# 民用船舶 Civil products

多用途工作船—500HP顶推船

Multi-purpose Workboat - 500HP Push boat



## 主要技术参数

### Main parameter

总长LOA: 18.25m

垂线长LBP: 16.00m

型宽M. B: 6.80m

型深M. D: 1.60m

吃水Draft: 1.00m

人员Crew: 6人

# 民用船舶 Civil products

多用途工作船—76m沿海客渡船（开工仪式）

Multipurpose ship - 76M coastal ferry (commencement ceremony)



总长 LOA. 76.0 M

车辆甲板有效长度 Effective length of vehicle deck 69.00 M

型宽 M. B 16.0 M 型深 M. D 3.50 M

# 民用船舶 Civil products

多用途工作船—76m沿海客渡船

Multipurpose ship -  
76M coastal ferry





# 民用船舶 Civil products

## 多用途工作船—40T扒杆起重船 Multi-purpose Workboat-40T Derrick Crane Boat



### 主要技术参数

#### Main parameter

总长LOA:	32.43m
型宽M.B:	9.0m
型深M.D:	2.5m
满载吃水Loaded draft:	1.2/1.53m
功率Power:	170HP
续航力Endurance:	120h
起吊能力Crane capacity:	40t/25t
起吊净高 Net height:	10.5/15.0m
船员Crew:	19人
航速Speed:	11-12km/h
排水量 Displacement:	224.2/305.6t

# 民用船舶 Civil products

多用途工作船—航标船

Multipurpose ship - beacon vessel



航标船

Beacon  
vessel

# 民用船舶 Civil products

多用途工作船—120马力抛锚艇

Multipurpose ship - 120HP anchor boat



120马力  
抛锚艇

120  
horsepower  
anchor  
boat



# 民用船舶 Civil products

多用途工作船—渔轮

Multipurpose ship - fishing vessel



BC808渔轮

BC808  
fishing  
vessels

# 民用船舶 Civil ship

## 玻璃钢游艇 FRP Yacht—Eco-craft870


该艇设计为断级式船体，使艇在滑行状态时船底浸湿面积很小，可以很大地提高该艇速度。本艇达到40节航速只需要150HP，而常规艇则需要250HP以上。该艇为玻璃钢结构。

The yacht is designed with stepped hull, When the boat is in gliding condition the wetted area very small so that the speed of the boat can be greatly improved, It only needs 150HP when the speed achieves 40 knots, however, for the normal yacht, the power shall be above 250HP. The structure of yacht is FRP

### 主要参数

#### Main parameters

船长: LOA.	8.70m
型宽: M. B	2.30m
吃水: Draft	0.35m
主机: Main engine	150HP
航速: Speed	40节
定员: complement	10人
船重: Weight	920kg
油舱: Oil tank	140L



# 民用船舶 Civil ship

## 玻璃钢游艇 FRP yacht—North Sea 770



### 主要参数

#### Main parameters

船长LOA. : 7.70m

型宽M. B: 2.50m

主机Main engine: 135HP

航速 Speed: 30节

定员  
Complement: 8人

油舱Oil tank: 270L


水舱Water tank: 80L



# 民用船舶 Civil ship

## 玻璃钢游艇

FRP yacht—380 Aft Cabin cruiser



### 主要参数


船长LOA:	11.40m
型宽M. B:	3.52m
型深M. D:	1.09m
主机 Main engine:	370HP
航速Speed:	30节
座位Seats:	12人
船重 Weight:	约 6800kg
油舱 Oil tank:	650L
水舱Water tank:	200L
黑水舱Black water tank:	180L

# 民用船舶 Civil ship

玻璃钢游艇—23米双体豪华游艇

FRP yacht -

23M catamaran luxury yacht





# 民用船舶 Civil ship

## 玻璃钢帆船 Glass reinforced plastic sailboat





# 民用船舶 Civil ship

铝合金游艇—21米双体游艇

Aluminium alloy yacht - 21 m catamaran



# Official equipment

## 渡河器材—GTC115冲锋舟 River-crossing equipment—GTC115 assault boat

适用于军队、武警、公安、水警的抢险救援、水上交通、通信巡逻等勤务，以及休闲、旅游、垂钓等多种商业用途。

全铝合金冲锋舟具有轻质、高承载力、良好的快速性、耐波性、操纵稳定性和优越的适航性等特点，抗撞击、抗沉、抗腐蚀、抗老化等性能优异，综合性价比较高，适用范围较广。

It can be used in emergency rescue, waterborne traffic, communication and patrol for army, police, public security and water police, as well as for other commercial use, such as tourism, fishing behavior.

The aluminium alloy assault boat has the advantage of light weight, high bearing capacity, good rapidity, sea kindliness and stability, great seaworthiness, resistance to impact, sinking, corrosivity and ageing, simple daily maintenance, low cost of service and maintenance and wide range of application.





# Official equipment

## 高速艇—高速拦截艇 High-speed interceptor boat

铝合金高速拦截艇是一款船体采用断级式设计的高速艇，主要用于军队及执法部门对目标进行拦截控制，服务于海军、海警、水域执法部门等，是突击、反恐、缉私等工作的利器。

此艇为断级式滑行艇，具有质量轻、结构强、耐腐蚀、耐冲击、吃水浅、航速高、稳性好、易操控、机动灵活、运输便捷、外型美观等优点。

It is based on the design with stepped hull, which mainly intercept and control objects for troops and law enforcement agencies to provide better tools for assault, anti-terrorist and anti-smuggling, with the advantage of light weight, strong structure, corrosion and impact resistance, shallow draft, high speed, good stability, easy control, convenient transport and nice exterior.



总长LOA: 12M	型长molded length: 10.68m
型宽molded breadth: 3.1M	型深molded depth: 1.38M
断级深stepped depth: 0.31M	最高航速Max. speed: 111km/h
满载吃水loaded draft: 0.52M	续航: 200NM
燃油舱fuel oil tank capacity: 320+620L	艇员crew: 10P
满载full load: 4000KG	空载no load: 1900KG



# Official equipment




铝合金高速巡逻艇—三体消波超浅吃水高速艇 Aluminum alloy high speed patrol boat - three body wave elimination ultra shallow draft high speed boat



船体总长 LOA.	9.800M	正常排水量 Displacement	4.500 Ton
型宽 M. B	2.860M	正常排水量吃水 Draft normal	0.392 M
总高 Total H.	4.420M	满载排水量 Displacement Full-load	4.611 Ton
型深 M. D.	1.294M	满载排水量吃水 Draft Full-load	0.397M
最大航速Max. Speed	≥68km/h	续航力Endurance	大于200千米 (40公里/小时)
乘员 Complement	6P		great than 200km(40km/h)

Official equipment



8

铝合金高速巡逻艇 Aluminum alloy high speed patrol boat



3A953型铝合金缉私艇深V型多段级船型。总长10.28米、总宽2.89米，乘员6人，最大航速48节，续航力210海里，适应沿海航区。类似的船型还在开发12米级、13米级系列武装巡逻艇。

3A953 aluminum alloy coastguard boat Deep V-type multi-stage ship type. It has a total length of 10.28M and a total width of 2.89M. It has 6 crew members, the maximum speed is 48 knots, and the endurance is 210 nautical miles. It is suitable for the coastal navigation area.

Similar ship types are also developing such as 12-meter, 13-meter series of armed patrol boats.



### 3A3080型近海武装巡逻艇

钢铝复合船，采用单体深V船型设计。总长31.74米，总宽6.48米，乘员16人，最大航速30节，续航力1037海里，适应近海航区。

3A3080 offshore armed patrol boat

Steel-aluminum composite ship with single deep V ship design. The total length is 31.74 meters, the total width is 6.48 meters, the crew is 16 people, the maximum speed is 30 knots, and the endurance is 1037 nautical miles, which is suitable for the offshore navigation area.



Official equipment



8

铝合金高速巡逻艇 Aluminum alloy high speed patrol boat



### 3A5019型海岸巡逻艇

采用铝合金船体，为单体深V船型。总长50米，总宽10米，乘员22人，最大航速大于26节，续航力4546海里，适应近海航区。

3A5019 Coast Patrol Boat

It adopts aluminum alloy hull and is a single deep V ship type. The total length is 50 meters, the total width is 10 meters, the crew is 22 people, the maximum speed is more than 26 knots, and the endurance is 4546 nautical miles, which is suitable for the offshore navigation area.

# Official equipment

11米玻璃钢高速冲锋舟

11M FRP high speed assault boat

